

Currents

For 4 or more flutes

Music by
Alyssa Aska


2017

Performance Instructions

This work can be performed for a flute quartet of 2 C-flutes, 1 alto flute, and one bass flute, or for a larger choir with multiple flautists playing each line.

Placement of performers in the space

Suggested placement of four performers in general space (adjustments made for venue):




Passage of time

Generally each system is given a duration of time (either 50 seconds or 40 seconds), the performers can if they choose use a stopwatch to keep time. Timing is generally very flexible and performers should not seek to synchronize tightly, but to create sound environments together.

Note duration



All written whole notes are to be performed as continuous as possible, only breaking when indicated with dynamics (niente). Breathe discretely when needed.



Non-tongued slurred notes (without stems) should be also performed continuously, final note should be held as well (unless shown otherwise by niente)



Notes with stems are to be interpreted rhythmically in the indicated tempo. Grace slash indicates grouping is to be performed freely

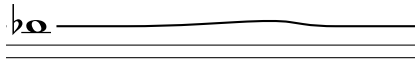
General notes



Tongue ram – always perform tongue ram and then return to held note as smoothly as possible



Ornament pitch with indicated note grouping, repeating the figure at the specified interval. Boxes always indicate figures that are to be repeated.



Indicates to bend pitch with approximate contour of written line. Does not indicate notational duration – when line stops, pitch bending stops

Written low C pitches: performers should sing “aa” vowel into the flute at unison pitch on every written low C (C4). At the same time, they should also very slowly gliss up and down (ad lib) by a quarter-tone with their voice to create a beating between the sounding pitch on the flute and the vocalized pitch. The exception to this is at the end, on the non-tongued legato notes.

Hold all notes continuously unless indicated otherwise
 breathe discretely when needed
 all note changes as smoothly as possible
 when singing, always slow gliss up and down a quarter tone to create beating
 sing "aa" into flute at written pitch on every written C4

currents

Each system 50 seconds; written rhythms ♩ = 60

0:50

Flute
pppp *p* *ppp* *p*
 sing "aa" into flute on written pitch on every written C
 (always return to held pitch smoothly)
 (gliss)

Flute
pppp *p* *ppp* *p*
 sing "aa" into flute on written pitch on every written C

Alto Flute
pppp *p*
 hollow tone

Bass Flute
pppp *p* *ppp* *p* *ppp*
 sing "aa" into flute on written pitch on every written C
 (always return to held pitch smoothly)

1:40

Fl. ("aa")
pp *ppp* *pp* *p* non-dim
 (always return to held pitch smoothly)
 (gliss)

Fl.
pppp *p* *ppp* *p* non-dim

AFI. (aa)
ppp *p* *ppp* *p*
 h.t. sempre

BFI. Normal
p *ppp* ("aa")
 (always return to held pitch smoothly)

2:30

Fl.
p *mp* *ppp*

Fl. ("aa")
ppp *p* *mp* *ppp*

AFI. normal
p *ppp* *mp* *pp* *mp* *p*

BFI. hollow tone ("aa") h.t. sempre
p *ppp* *p* *ppp* non-dim *p* *pp*

3:20

FI. *p* *pp* *p* *ppp* ad lib ornament every 2-3s

FI. *p* *ppp* ad lib ornament every 1-2s

AFI. *pp* *p* *ppp* ad lib ornament every 2-3s

BFI. *mp* *ppp* ad lib ornament every 3-4s

4:00

40 second systems $\text{♩} = 60$

FI. *pppp* *pppp*

FI. every 2-5s ("aa") *ppp* *p*

AFI. every 3-5s ("aa") *ppp* *mp* *ppp* every 2-5s

BFI. ("aa") *ppp* *mp* *ppp* *mp* *ppp* h.t.

4:40

FI. every 3-5s *pppp* all notes legatissimo, continuously repeat vary rest position **continuous**

FI. *ppp* repeat 9x, do NOT vary rest position 9x

AFI. ("aa") *pp* *p* *p* repeat 5x, do NOT vary rest position 5x *ppp* repeat 5x, vary rest

BFI. repeat 5x, do NOT vary rest position 5x *ppp*

5:20

as fast as possible, *legatissimo*

pppp

repeat continuously, vary rest position
continuous

as fast as possible, *legatissimo*

pppp

repeat continuously, vary rest position
continuous

as fast as possible, *legatissimo*

mp

5x

repeat continuously, as fast as possible, *legatissimo*
continuous

pppp

mp

6:10

50 second systems

pppp

mp

pppp

mp

Do not sing "aa"

pppp

Do not sing "aa"

pppp

mp

7:00 (end time may vary)

Do not sing "aa"

pppp

mp

pp

mp

repeat continuously, becoming slower and more sporadic

Do not sing "aa"

pp

mp

repeat continuously, becoming slower and more sporadic

pp

mp

repeat continuously, becoming slower and more sporadic

pp

mp

repeat continuously, becoming slower and more sporadic

pppp

mp

pp

mp